



Spiritual Gifts Discovery Assignment

One goal of Disciple *Fast Track* is to help participants find meaningful places to serve in their churches. We are all called to serve the body of Christ. This assignment will help you discover places to serve in your church that are exciting and meaningful to you.

The very last page in your Disciple *Fast Track* Reduced Reading Guide is a worksheet. **Complete and bring this page to your last session.** Your Disciple *Fast Track* group will discuss this page in your last session.

The following assignment includes three sections of exploration for you.

- The first section is to help you learn your own spiritual gifts.
- The second section has questions helping you determine your God-given passions.
- The final section helps you think of specific areas in your church that your gifts and passions might match well.

Section One - Spiritual Gifts

In reading Corinthians and Galatians, we understand that each of us has different spiritual gifts, all of which are important to the body of Christ.

There are two ways you can discover your spiritual gifts. The first is through using your study manual and Bible, the second involves taking a free online spiritual gift inventory. Choose your preference.

1. In your Study Manual turn to pages 244-249 and work through this lesson. When you finish you will have a good idea of your spiritual gifts. Write your top 3-5 gifts on the last page in your Reduced Reading Guide.

2. Many Christian organizations have developed spiritual gift inventories that help people discover their spiritual gifts. In developing Disciple *Fast Track*, we are experimenting with online surveys to determine if one is helpful.

Here is a choice of two online assessments you may use to discover your spiritual gifts. Both are free. We think both give you similar feedback. (If you have recently taken a spiritual gift inventory feel free skip this section and record your previous answers on your answer sheet.) Choose one of the assessments according to your preference after reading the descriptions.

1. www.ministrymatters.com

This link takes you to a website for the General Board of Discipleship of the United Methodist Church, so there are many more resources there in addition to the Spiritual Gifts Inventory; Spiritual Gifts Discovery Assignment, p. 1

therefore, to get to the free spiritual gifts inventory you will need to follow a few steps. **The directions are at the very bottom of this assignment.** They will help you to navigate the site. It is not difficult but involves quite a few steps and you will have to create a profile. This is an 82-question survey and will take about 25 minutes.

2. <http://www.spiritualgiftstest.com/test/adult>

Copy and paste the link into your web browser. This survey has 98 questions, so be sure to allow about 20 minutes to complete the survey. It is not a United Methodist survey, but it is very easy to navigate. We found the results of the surveys to be similar to the UM survey.

After completing one of the inventories, record your top 3-5 gifts and the definition of each gift on the answer sheet in your Reduced Reading Guide.

Section Two – Passion

The next section of the answer sheet in your Reduced Reading Guide is where you write down your passions.

The symbol for the United Methodist Church is the cross and the flame. The flame represents the Holy Spirit, alive and at work in the life of the Christian. The Holy Spirit ignites God-given passions in each of us. This passion is what gives you the drive, the joy, and the desire to serve. When you serve in a place of passion, using your Spiritual gifts, your chance of finding joy is much greater.

When we asked people what are their God-given passions, we got answers like: I love to watch little children learn and grow to love God; I want to save the planet; I hurt when I see a homeless person and wish I could help; I wish everyone could experience God through music; I would do anything to help people with addictions; I am passionate about making new people feel welcome in our church. The answers go on and on. The things you care deeply about and wish you could change are your passions.

Below are a few questions to help you think about where your passion lies. Ponder these questions for several days as you work to determine your passions.

- What do you love to do? Brainstorm for a few minutes. What comes to mind?
- What do you care about more than anything else?
- If you could change one thing in the world, what would that be?
- As you look at what motivates you to action, what is that?
- What could you stay up all night talking about, even to a stranger?
- What is something in your church that you really care about, you really want to be better, and you may have the gifts to help improve?

After several days, complete the passion question on the answer sheet in your Reduced Reading Guide. Try to come up with 1-3 passion statements about yourself.

Section Three - Places to Serve

This section will help you to complete the last question on your answer sheet which reads, "Places I'm interested in serving are ..."

Below are questions to help you think about where in your church you can serve. Read and ponder the ideas below, taking notes in your Reduced Reading Guide if needed.

When you think about your gifts and your passions, consider the following: Is there a specific segment of people your heart compels you to serve? A specific age group? A specialized group? Here is a list of a few groups to help you begin to think about who you will serve. Be sure to add others that come to your mind.

_____ Infants	_____ College	_____ Single Adults
_____ Children	_____ Prisoners	_____ Sick or hospitalized
_____ Middle school	_____ Widows	_____ Unchurched
_____ High School	_____ Older Adults	_____ Unemployed

Others: _____

Next, is there a specific ministry of the church your heart compels you to serve? Here are some ideas to get you started. Write down the ones you are interested in. Be sure to add any others.

Worship:

Musical instrument	Singing	Usher
Worship Planning	Drama	Creative Arts

Supporting Others:

Facilities	Sound system	Parking
Emergency help	Photography	Landscaping/Lawn care

Outreach/Missions:

Inviting others to church	Food bank	Missions
Recovery programs	Job seekers	Habitat for Humanity

Caring for Others:

Visiting the sick or bereaved	Meal service	Homebound
Prayer Group	Single parents	Divorce care

Helping in an area I am knowledgeable by:

Mentoring	Teaching	Training
Leading Disciple <i>Fast Track</i>	Administrating	Literacy program

Connecting People:

Greeter	Hospitality	Lead a small group
Welcome new members	Follow up with visitors	Student ministry mentor

What are other opportunities in your church where you may be able to get involved that are not suggested above?

Finally, consider whether you usually do well working alone or on a team, if you prefer working on long term projects or one-time events, and how much time you have to give.

Final Step to Complete Assignment

Now, complete the answer sheet. Try to come up with 1-3 possible areas of service. Hopefully, you will choose ideas that fit your gifts, passions, and time frame, and are organized in a way that appeals to how you work best with others. Answer question #3 on your answer sheet in your Reduced Reading Guide.

Bring the completed page to your final session. After discussing these ideas with a few people in your class on the final session, you may want to make a few additions or deletions on your sheets. You will then give this sheet to your Disciple *Fast Track* leader. This information will be shared with your church leaders so they can talk to you about serving. You may also want to make an appointment with someone in your church to talk about these results so that you can work together to find a meaningful place of service. And, if you have enjoyed this assignment, you might enjoy taking a more in-depth class on Spiritual Gifts and Serving.

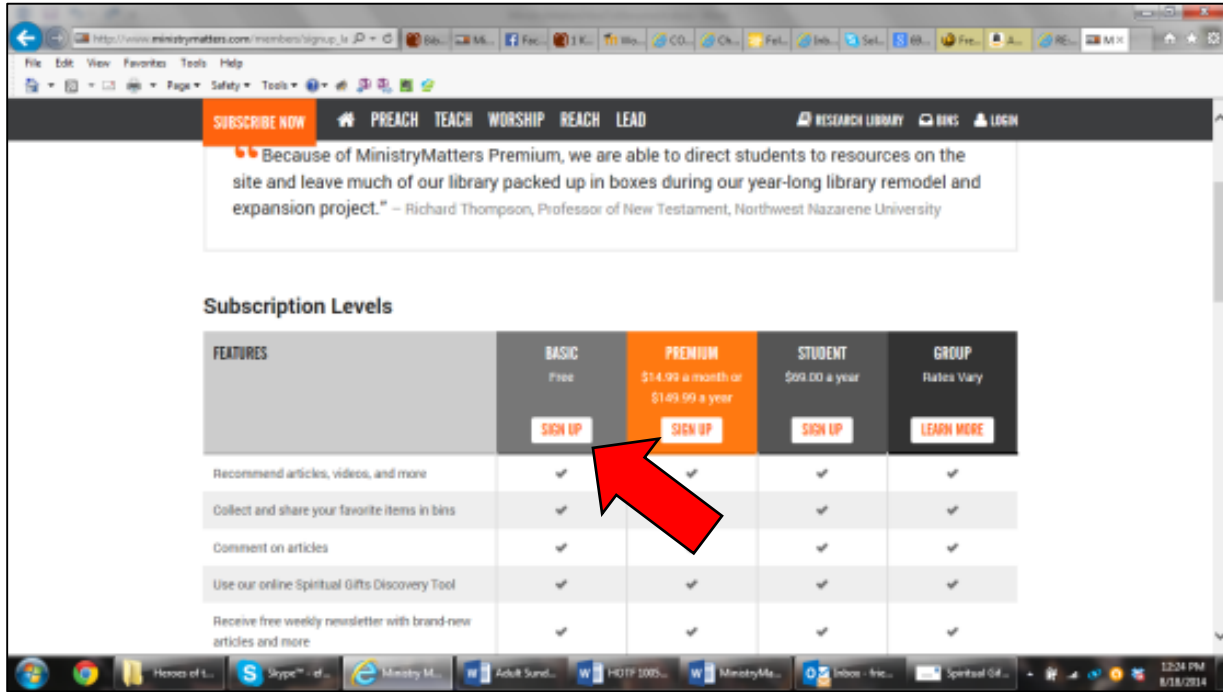
Logging In to Take the Spiritual Gifts Inventory

Ministry Matters is a website for the General Board of Discipleship of the United Methodist Church, so there are many more resources there besides the Spiritual Gifts Inventory. These directions will help you to navigate the site. There are seven steps to get to the inventory.

1. Go to www.ministrymatters.com After you get there, click on the orange 'Subscribe Now' button.



2. Click on the FREE or Basic button:

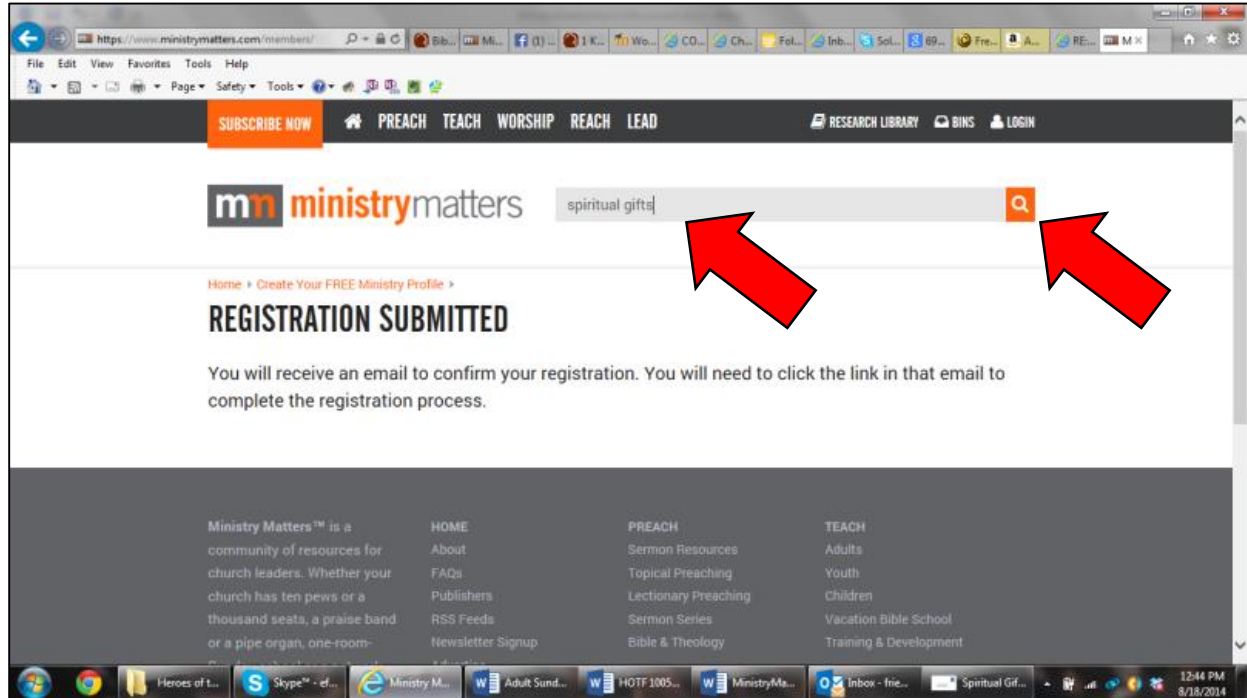


3. Complete your own Profile

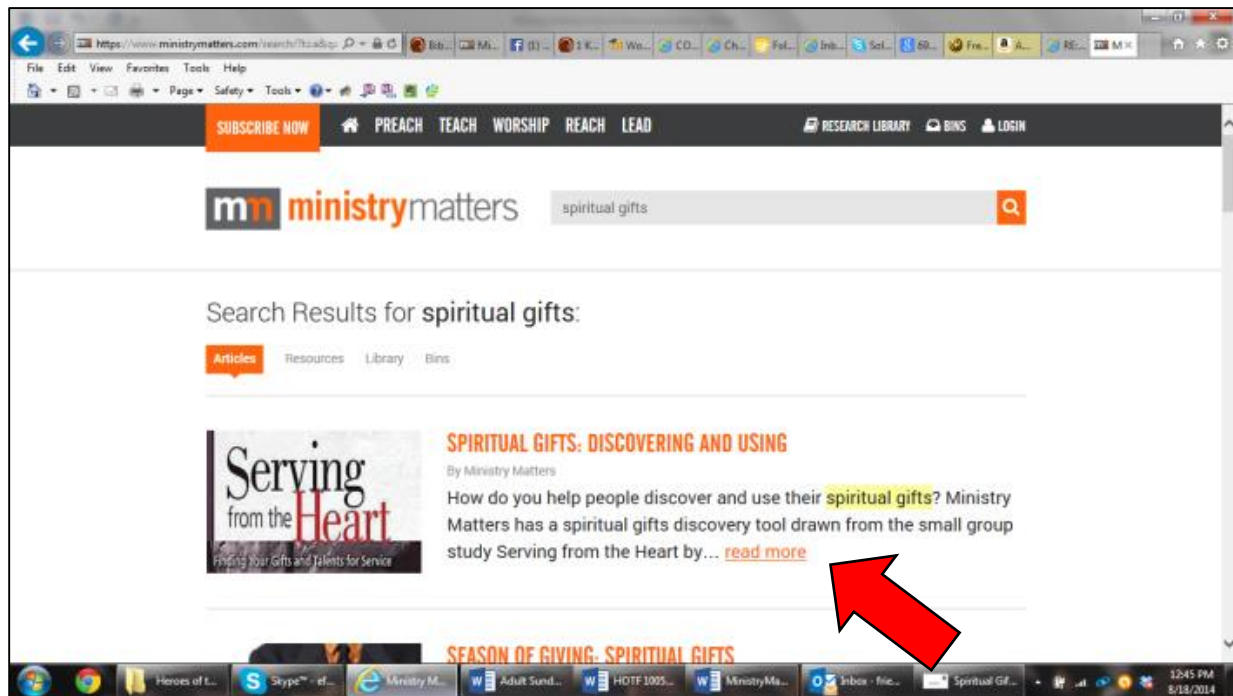
Note that at the bottom of the profile page, you can select whether or not you want to receive updates from Ministry Matters. This is what that section looks like - leave it unchecked if you do not want to do this.

I would like to sign up for the **FREE** weekly e-newsletter with the latest articles, blog posts, worship resources, and ministry ideas from Ministry Matters.

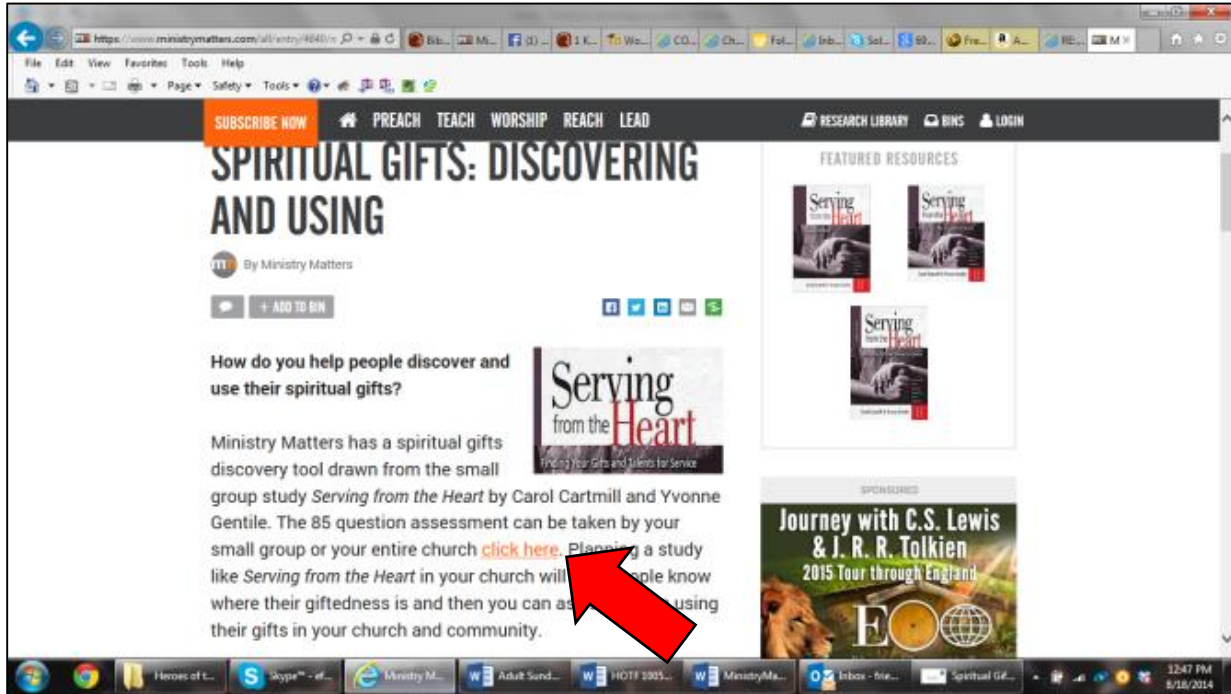
4. After you complete your profile, you will get a screen like this. Type into the search area "Spiritual Gifts" and click the orange search icon.



5. Click on the 'read more' button as shown below.



6. It will take you to this screen, where you click on the orange 'click here.' This opens up the inventory!



7. After logging into your profile, you just take the inventory! It looks like this:

